

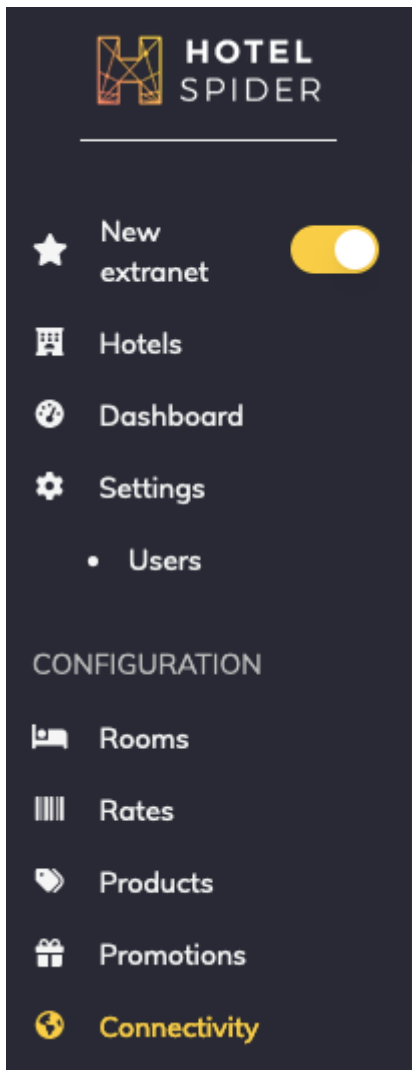
# Setup of the data source:

## 'Hotel-Spider Channel-Manager'

Name	Date	Signature
Responsible for specification	2023-08-14	Oleg Schildt
Delivering committed	2023-08-15	Martin Schaarschmidt
Update requested		
Update published and committed		

# Installation instructions for activating the Hotel Spider interface in CM Studio .GRM-CLOUD

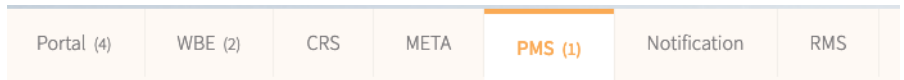
In the first step, please contact Hotel-Spider support on the service numbers you know.




Where can you find the interface to CM Studio .GRM-CLOUD?

CM Studio .GRM-CLOUD works in principle similar to a PMS system. That is why you can find the interface to CM Studio .GRM-CLOUD in the extranet of Hotel Spider in the area Interfaces (Connectivity).

There please click on the tab: **'PMS'**:



Within the PMS selection you will find the interface to MASCH CM Studio .GRM-CLOUD under the letter 'M':

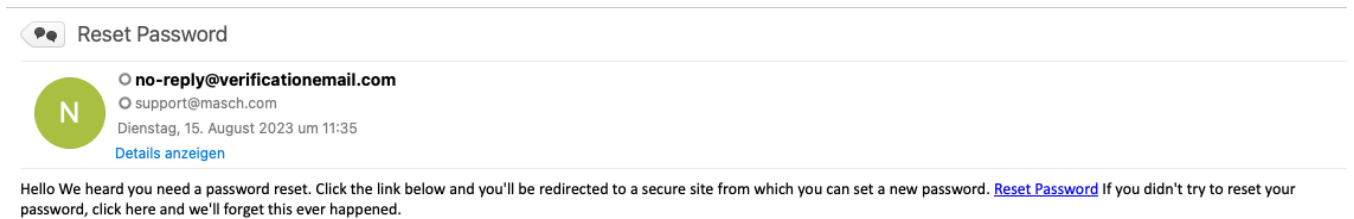


Please tell your support contact at Hotel-Spider exactly which interface you need, if necessary send them this documentation.

You cannot activate the interface in Hotel-Spider directly, this activation must be done by the Hotel-Spider Support Team.

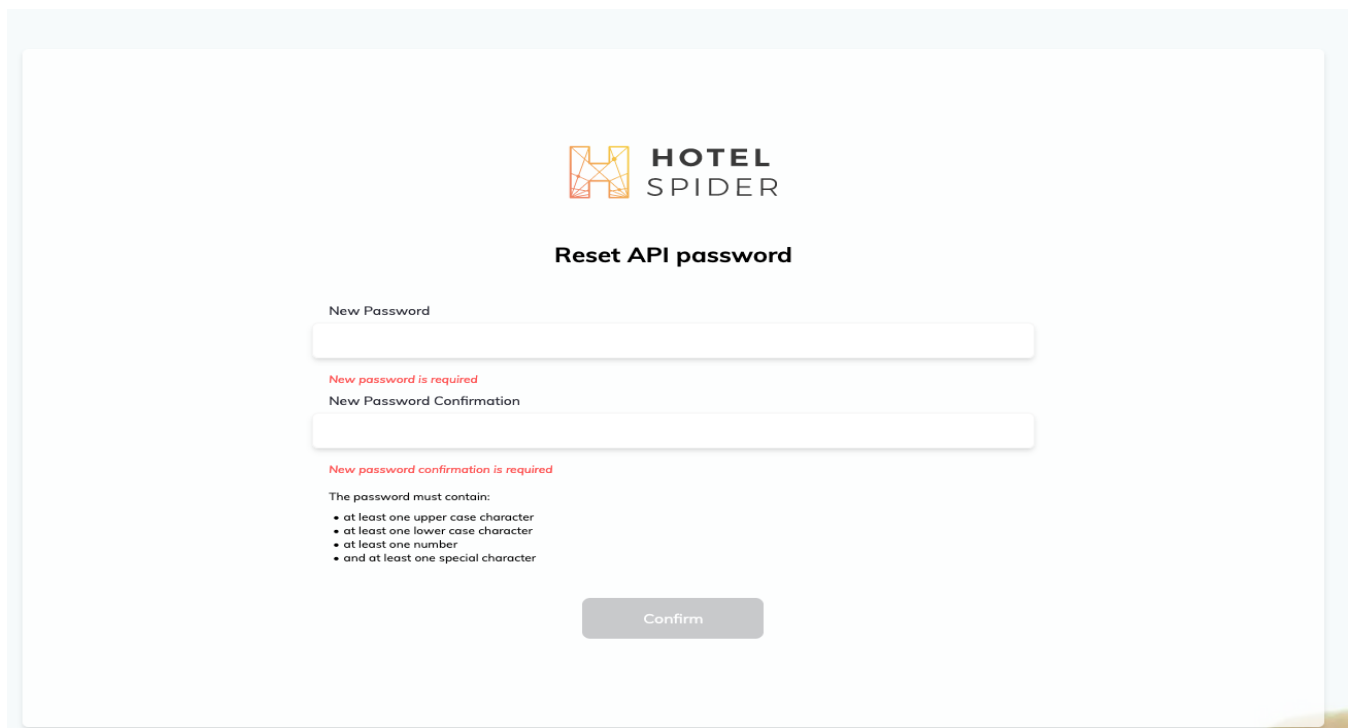
Once the interface of Hotel-Spider is activated you will receive two emails:

1. The first email from the sender [no-reply@verificationemail.com](mailto:no-reply@verificationemail.com) asks you to reset a password for the interface. The very short e-mail looks like this:



Please do not be confused by the subject "Reset Password", this is not the password of your hotel spider account, but the password you need for the interface to CM Studio .GRM-CLOUD.

So please click on the link inside the email. The following window will open in the browser:



The screenshot shows a web form titled "HOTEL SPIDER" and "Reset API password". It contains two input fields: "New Password" and "New Password Confirmation". Below the "New Password" field, there is a red error message: "New password is required". Below the "New Password Confirmation" field, there is another red error message: "New password confirmation is required". Below these fields, there is a list of requirements: "The password must contain:" followed by a bulleted list: "at least one upper case character", "at least one lower case character", "at least one number", and "and at least one special character". At the bottom of the form is a "Confirm" button.

Now enter a new password under '**New Password**' according to the Hotel-Spider specifications. **It is important** that you make a note of this password, because you will need it again during the rest of the setup process.

Enter the identical password under '**New Password Confirmation**' as confirmation and complete the password definition using the '**Confirm**' button.

- After that please open the second e-mail that Hotel-Spider has sent you.

This usually comes from the sender:

“**Hotel-Spider - [no-reply@hotel-spider.com](mailto:no-reply@hotel-spider.com)**”.


The email should correspond to the sample email shown here:

You need the information marked on the right of the information marked on the right of the screen for the setup of the data source in CM Studio .GRM-CLOUD.

In addition, you will need the defined API password in the first step.

For a better overview we have on we have enlarged the screen on the following page.

New property connection details


**Hotel-Spider <no-reply@hotel-spider.com>**  
 support@masch.com  
 Dienstag, 15. August 2023 um 11:35  
[Details anzeigen](#)

→ Sie haben diese Nachricht am "15.08.23, 11:36" weitergeleitet. [Weiterleiten](#)

---

**HOTEL SPIDER**

**A new property as been affected to you from the Hotel-Spider extranet!**

Your username is

Here are the details for the new property:

Hotel name	<input type="text"/>
Hotel code	<input type="text"/>
Endpoint	<a href="https://api.hotel-spider.com/ota/2014A/[OTA_METHOD]">https://api.hotel-spider.com/ota/2014A/[OTA_METHOD]</a> (see details below)

Guestrooms

Room name	Room ID
Doppelzimmer Panoramic	02Y62f65fb7a2fa9
Doppelzimmer Panoramic sunset	02Y62f65fd892743
Doppelzimmer Superior sunset	02Y62f664abda031
Doppelzimmer Comfort	02Y62f664c4aef43
Doppelzimmer Cosy	02Y62f664d501f6e
<input type="text"/>	02Y62f664f1eceb3

Rateplans

Rateplan name	Rateplan ID
Standard Rate SimpleBooking	02Y62f660042e077
Standard Rate PORTALE	02Y62fb4bf0cce96
Non-refundable rate	02Y63161d5c70669

Endpoints

Obtaining the room types: [OTA\\_HotelDescriptiveInfoRQ/OTA\\_HotelDescriptiveInfoRS](https://api.hotel-spider.com/ota/2014A/OTA_HotelDescriptiveInfoRQ)  
[https://api.hotel-spider.com/ota/2014A/OTA\\_HotelDescriptiveInfoRQ](https://api.hotel-spider.com/ota/2014A/OTA_HotelDescriptiveInfoRQ)

Obtaining the rate plans: [OTA\\_HotelRatePlanRQ/OTA\\_HotelRatePlanRS](https://api.hotel-spider.com/ota/2014A/OTA_HotelRatePlanRQ)  
[https://api.hotel-spider.com/ota/2014A/OTA\\_HotelRatePlanRQ](https://api.hotel-spider.com/ota/2014A/OTA_HotelRatePlanRQ)

Sending the inventory: [OTA\\_HotelInvCountNotifRQ/OTA\\_HotelInvCountNotifRS](https://api.hotel-spider.com/ota/2014A/OTA_HotelInvCountNotifRQ)  
[https://api.hotel-spider.com/ota/2014A/OTA\\_HotelInvCountNotifRQ](https://api.hotel-spider.com/ota/2014A/OTA_HotelInvCountNotifRQ)

Sending the prices: [OTA\\_HotelRatePlanNotifRQ/OTA\\_HotelRatePlanNotifRS](https://api.hotel-spider.com/ota/2014A/OTA_HotelRatePlanNotifRQ)  
[https://api.hotel-spider.com/ota/2014A/OTA\\_HotelRatePlanNotifRQ](https://api.hotel-spider.com/ota/2014A/OTA_HotelRatePlanNotifRQ)

Sending the booking rules: [OTA\\_HotelBookingRuleNotifRQ/OTA\\_HotelBookingRuleNotifRS](https://api.hotel-spider.com/ota/2014A/OTA_HotelBookingRuleNotifRQ)  
[https://api.hotel-spider.com/ota/2014A/OTA\\_HotelBookingRuleNotifRQ](https://api.hotel-spider.com/ota/2014A/OTA_HotelBookingRuleNotifRQ)

**Pulling the reservations: [OTA\\_ReadRQ/OTA\\_HotelResNotifRQ](https://api.hotel-spider.com/ota/2014A/OTA_ReadRQ)**  
[https://api.hotel-spider.com/ota/2014A/OTA\\_ReadRQ](https://api.hotel-spider.com/ota/2014A/OTA_ReadRQ)

Confirming the reservations: [OTA\\_HotelResNotifRS](https://api.hotel-spider.com/ota/2014A/OTA_HotelResNotifRS)  
[https://api.hotel-spider.com/ota/2014A/OTA\\_HotelResNotifRS](https://api.hotel-spider.com/ota/2014A/OTA_HotelResNotifRS)

© Hotel-spider.com/Tourisoft 2014-2023

New property connection details



○ **Hotel-Spider <no-reply@hotel-spider.com>**  
 ○ support@masch.com  
 Dienstag, 15. August 2023 um 11:35  
[Details anzeigen](#)

→ Sie haben diese Nachricht am "15.08.23, 11:36" weitergeleitet. Weiterleiten



**A new property as been affected to you from the Hotel-Spider extranet!**

Your username is

Here are the details for the new property:

<b>Hotel name</b>	<input type="text"/>
<b>Hotel code</b>	<input type="text"/>
<b>Endpoint</b>	<a href="https://api.hotel-spider.com/ota/2014A/[OTA_METHOD]">https://api.hotel-spider.com/ota/2014A/[OTA_METHOD]</a> (see details below)

**Guestrooms**

Room name	Room ID
Doppelzimmer Panoramic	02Y62f65fb7a2fa9
Doppelzimmer Panoramic sunset	02Y62f65fd892743
Doppelzimmer Superior sunset	02Y62f664abda031
Doppelzimmer Comfort	02Y62f664c4aef43
Doppelzimmer Cosy	02Y62f664d501f6e
<input type="text"/>	02Y62f664f1eceb3

**Rateplans**

Rateplan name	Rateplan ID
Standard Rate SimpleBooking	02Y62f660042e077
Standard Rate PORTALE	02Y62fb4bf0cce96
Non-refundable rate	02Y63161d5c70669

**Endpoints**

Obtaining the room types: OTA\_HotelDescriptiveInfoRQ/OTA\_HotelDescriptiveInfoRS

[https://api.hotel-spider.com/ota/2014A/OTA\\_HotelDescriptiveInfoRQ](https://api.hotel-spider.com/ota/2014A/OTA_HotelDescriptiveInfoRQ)

Obtaining the rate plans: OTA\_HotelRatePlanRQ/OTA\_HotelRatePlanRS

[https://api.hotel-spider.com/ota/2014A/OTA\\_HotelRatePlanRQ](https://api.hotel-spider.com/ota/2014A/OTA_HotelRatePlanRQ)

Sending the inventory: OTA\_HotelInvCountNotifRQ/OTA\_HotelInvCountNotifRS

[https://api.hotel-spider.com/ota/2014A/OTA\\_HotelInvCountNotifRQ](https://api.hotel-spider.com/ota/2014A/OTA_HotelInvCountNotifRQ)

Sending the prices: OTA\_HotelRatePlanNotifRQ/OTA\_HotelRatePlanNotifRS

[https://api.hotel-spider.com/ota/2014A/OTA\\_HotelRatePlanNotifRQ](https://api.hotel-spider.com/ota/2014A/OTA_HotelRatePlanNotifRQ)

Sending the booking rules: OTA\_HotelBookingRuleNotifRQ/OTA\_HotelBookingRuleNotifRS

[https://api.hotel-spider.com/ota/2014A/OTA\\_HotelBookingRuleNotifRQ](https://api.hotel-spider.com/ota/2014A/OTA_HotelBookingRuleNotifRQ)

**Pulling the reservations: OTA\_ReadRQ/OTA\_HotelResNotifRQ**

[https://api.hotel-spider.com/ota/2014A/OTA\\_ReadRQ](https://api.hotel-spider.com/ota/2014A/OTA_ReadRQ)

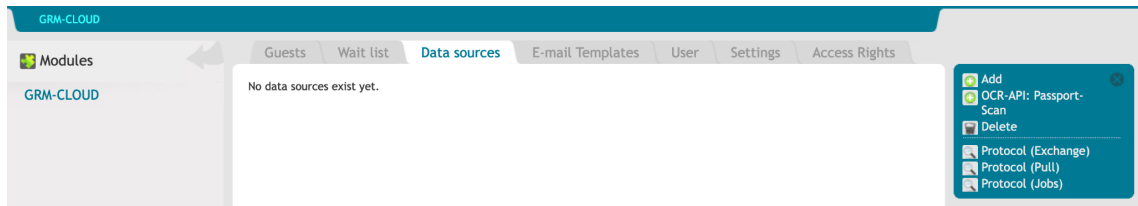
Confirming the reservations: OTA\_HotelResNotifRS

[https://api.hotel-spider.com/ota/2014A/OTA\\_HotelResNotifRS](https://api.hotel-spider.com/ota/2014A/OTA_HotelResNotifRS)

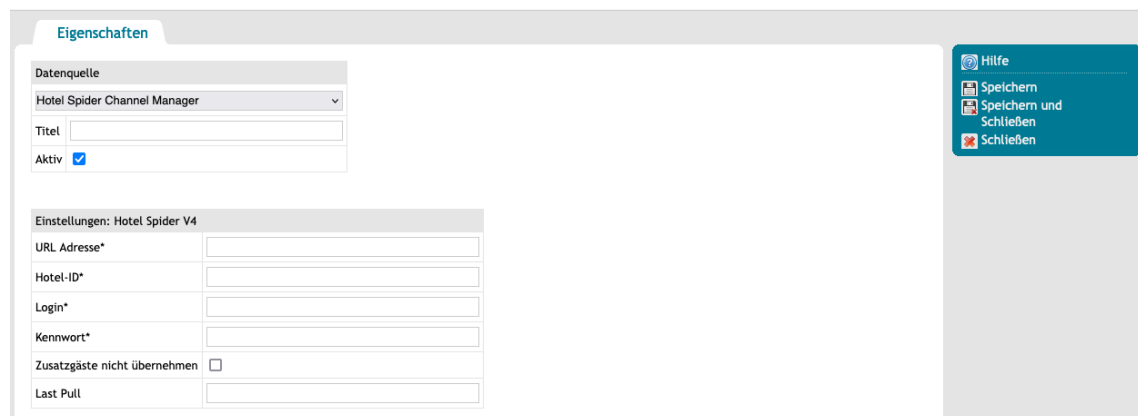
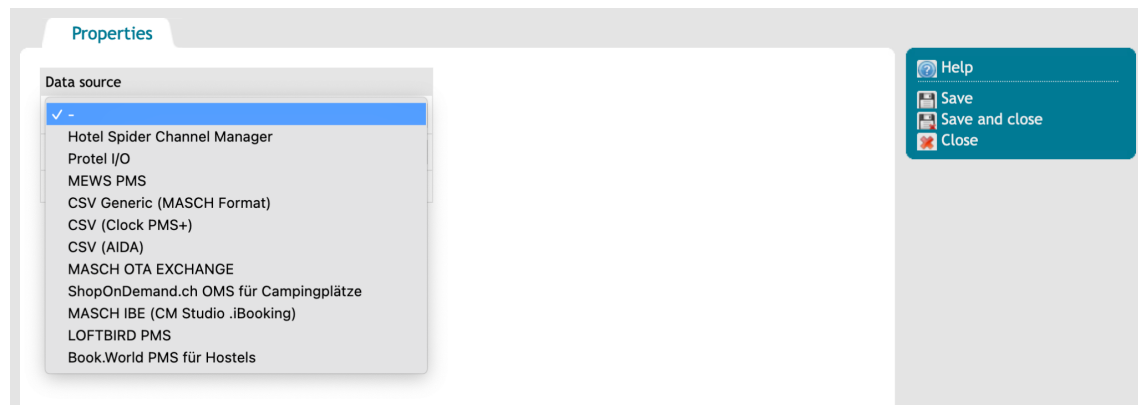
When you have compiled this information from the two emails from Hotel-Spider, please log into your client instance of CM Studio .GRM-CLOUD.

The following steps are now to be followed by you when activating the Hotel Spider interface in the CM Studio .GRM-CLOUD:

1. Click the "**Data Sources**" tab.




2. Use the "**Add**" function button to add a new interface as a data source for digital reporting and select the "**Hotel Spider Channel Manager**" option from the drop-down list:



3. Enter "Hotel Spider - *Name of your accommodation*" as a description here.
4. The system will now ask for the necessary details, which you can take from the hotel spider email:

a. **URL address\*:**

Here please enter the URL address marked in blue from the bottom section of the email:



b. **Hotel-ID\*:**

You can find the "**Hotel ID**" in the top section of the email under the name "**Hotel code**":



c. **Login:**

The "**login**" is the same as the "**username**" in the e-mail:

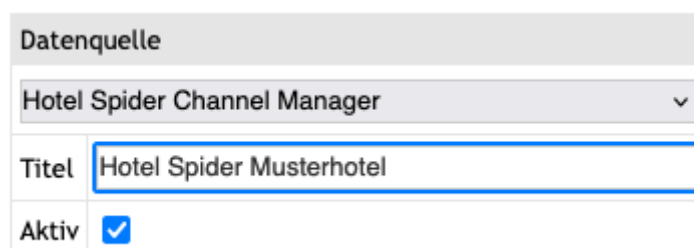


- d. **Password:** The password that you have assigned and noted down yourself must now be inserted here.

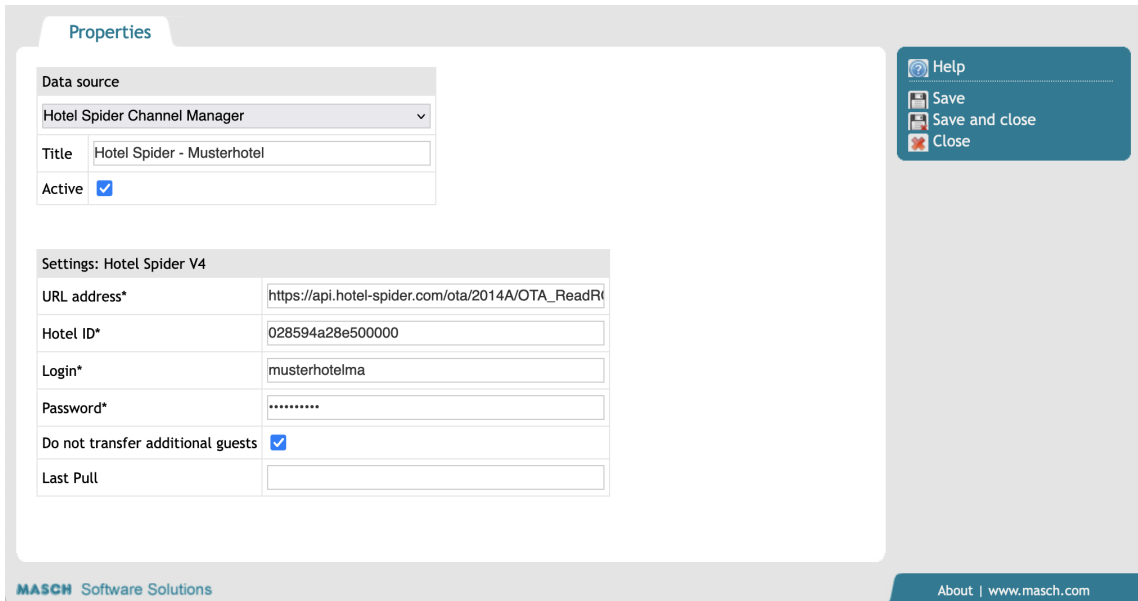
- e. As a last input, please put a check mark at the specification:



5. Before you finish the interface setup with "**Save and close**", please make sure that the interface is switched active:



Now the interface on the part of the CM Studio .GRM-CLOUD of MASCH is set up and the data exchange between Hotel-Spider and CM Studio .GRM-CLOUD can start.



**Properties**

Data source  
Hotel Spider Channel Manager

Title Hotel Spider - Musterhotel

Active

Settings: Hotel Spider V4

URL address*	https://api.hotel-spider.com/ota/2014A/OTA_ReadR
Hotel ID*	028594a28e500000
Login*	musterhotelma
Password*	*****
Do not transfer additional guests	<input checked="" type="checkbox"/>
Last Pull	

MASCH Software Solutions

Help  
Save  
Save and close  
Close

About | [www.masch.com](http://www.masch.com)

Please note that the Hotel Spider interface is a so-called "PULL interface", which does not receive data from Hotel Spider immediately upon receipt of a new booking. The data is picked up centrally several times a day (at night / in the morning and in the evening). The times will vary slightly depending on the workload and on the internal processing of the bookings by Hotel-Spider.